

Recommended Holiday Activities – StepsWeb

This document gives you suggested homework to set for your pupils over the summer holidays. There's also a template note you can send to parents to explain what you'd like them to do. Both documents are on www.learningstaircase.co.nz under the PD – Printables section. We've provided you with a pdf version and a Word version so you can change details as you see fit.

Recommendations

We don't recommend that children work further ahead on Courses – we don't want them to progress too fast and give you problems in Term 1. However, these are suggested activities:

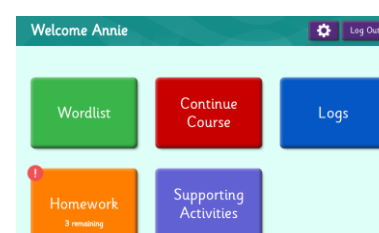
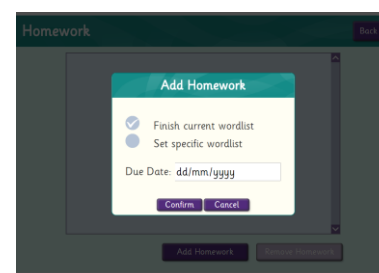
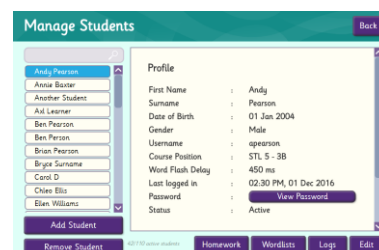
- Go back to previous units (in Courses) and upgrade medals from bronze or silver to gold.
- Do a list per week in the Homework section (set by the teacher – see suggestions below).

Obviously you know your learners best and you may well have specific lists in mind for particular learners. However, we thought it might be helpful to suggest lists for learners at set levels (up to Step 3 – higher level learners don't usually need extra practice). See overleaf for the table.

These can easily be set as homework and parents can be encouraged to get their child to do one list per week. In most cases, we would suggest choosing a variety of lists, including some high frequency lists, some phonic patterns and a couple of word families.

How to set Homework on StepsWeb

1. Log in as a teacher and go to Manage Students
2. Select learner and click 'Homework' button (middle/bottom of page)
3. On Homework page, click 'Add Homework' (bottom of page)
4. You will see a screen with options. Select 'Set specific wordlist and select due date (end of holidays in this case?).
5. Then click Confirm. You can do this several times to add a few lists to the homework field. When your learner next logs in, he/she will see an exclamation mark on the 'Homework' button, indicating that there is homework to be done.



Current workbook level	High Frequency lists	Spelling Patterns & Rules	Word Families	Other
Steps to Literacy Initial A	Lists 2-5	Short Vowel Sounds Short 'a' words Short 'e' words Short 'i' words Short 'o' words Short 'u' words	-at -et -ig -og -un	
Steps to Literacy Initial B	Lists 6 - 10	General 'ch' words 1 'sh' words 1	-ag -ell -ig -ot -ug	
Steps to Literacy Initial C	Lists 10-15	End blends -mp words 1 -st words 1 Patterns -ff words 1 -ss words 1	-ack 1 -all -ar -ay -ee -ill	
Steps to Literacy Initial D	Lists 16-20	Silent 'e' a-e words 1 i-e words 1 o-e words 1 u-e words 1	-ay -and -eep -ick 1 -ing -uck	
Steps to Literacy Initial E	Lists 21-25	'ar' words 1 'ea' words 1 'oa' words 1 'oo' words 1 'ow' (cow) 1 'oy' words 1	-ame -ank -ew -ink -old -ump -ut	Homophones 1
Steps to Literacy Initial F	Lists 26-30	'er' words 1 'ir' words 1 'oo' words (book) 'ore/oor' words 'ou' words 1 'ur' words 1	-ake -alk -art -est -ust -y (long i sound)	Homophones 2
Step 1	List 31-35	'ai' words 1 'ea' (head) 1 'ee/ea' words 1 'ir/ur' words 1 oi words 1 'ou' words 2	-ace -adge/edge/idge -ain -atch -eam words -ice words	Homophones 3-6
Step 2	List 36-42	'ear' (er) 'oi/oy' words 1 'ou/ow' mixed 'ost/oast' 'wa-' words 1 'swa-' words 1	-age words 1 -are words 1 -ight words -ime words -one words -ound	Homophones 7-12