

Practise writing the letters in the big letters above. Start at the dot. Then practise them below:

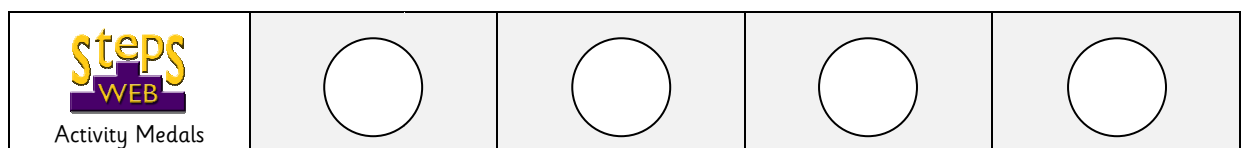
a a a

A A A

Important words


Practise these words with your teacher.

the	am	he	I
she	on	is	mat



Reading Practice

1. She is on the mat.
2. I am on the mat.
3. He is on the mat.



Now find and circle the pictures which start with the 'a' sound (as in 'cat'):


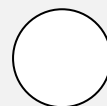




Fill in the missing letters to make real words

th__ m__t __m sh__













Activity Medals









First sounds

Circle the pictures which begin with the sound on the left.

t	     
---	--

b	    
---	---

s	     
---	--


Circle the words which match the one on the left.

the	is	mat	he	the	she	the
-----	----	-----	----	-----	-----	-----

am	am	ma	she	am	mat	am
----	----	----	-----	----	-----	----

mat	she	mat	mat	tam	is	he
-----	-----	-----	-----	-----	----	----

is	I	she	is	the	is	si
----	---	-----	----	-----	----	----

 Activity Medals	○	○	○	○
--	---	---	---	---

Sentences

Read these word cards. Then see if you can write them in the right order to make a sentence.

on the

cat

The fat

is

mat.

Alphabet

Fill in the missing letters:

	b	c		e
--	---	---	--	---






r	s		u	v
---	---	--	---	---

Decoding practice

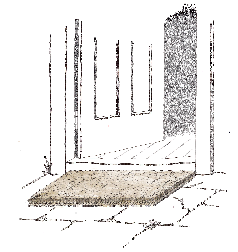
These are all words which you can work out from their sounds. Practise reading them with your teacher and then write them into the right boxes.



'a' words		'e' words
_____	cat peg	_____
_____	man pat	_____
_____	get vet	_____
_____	ten mad	_____
_____	sad led	_____

 Activity Medals				
--	---	---	--	---

Speedreading




the am he I am she

on mat she is he am

I is the on she mat

am the she mat is he

on is mat the he am



Times						
-------	--	--	--	--	--	--

Now practise these letters. First go over the ones below.
Then finish the lines:



cat cat

mat mat

am am

Which picture does not rhyme with the others? The words are on the right. Practise reading them.



cat
bat
man
mat
hat

Now do the B list activities on StepsWeb. Tick them off below:

Find Word	<input type="checkbox"/>	Choose Word	<input type="checkbox"/>	Sentences	<input type="checkbox"/>	Word Search	<input type="checkbox"/>
Spelling	<input type="checkbox"/>	Chunks	<input type="checkbox"/>	Drop	<input type="checkbox"/>	Initial Sounds	<input type="checkbox"/>

Extra activities (homework or extra reinforcement)

Alphabet sequencing activity (*StepsWeb/Supporting Activities/Letters and sounds/Alphabet Chunks*)

Rhyme and syllabification game activities (*Schools Resource Pack/online printables*)

Letter/sound games using Alphabet Set (*Schools Resource Pack/online printables*)